



Interactive Flip Book

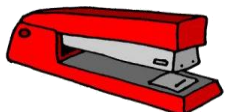


For Teachers and Students
Restate, Answer, Cite, & Explain



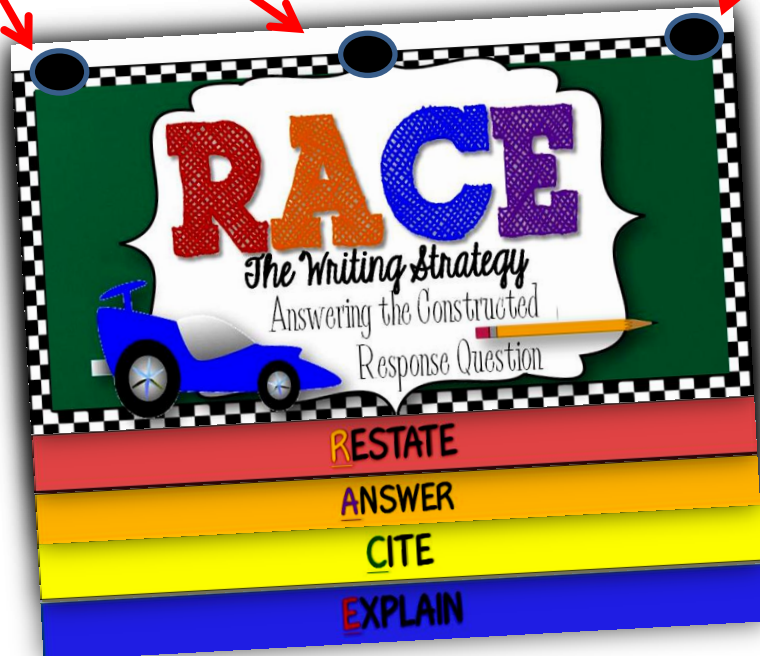
Includes: 6 PAGES

- ❑ Directions on how to assemble your flip book
- ❑ Cover
- ❑ Each page covers a component of R..A.C.E.
- ❑ Sentence starters, tips, reminders
- ❑ How to answer the constructed Response Prompts that are found in most standardized tests




FLIP BOOK
DIRECTIONS

STAPLE IN EACH CORNER
OR 3 HOLE PUNCH!



For your RACE Flip Book

1. Go to Print PDF.
2. Print all the pages .
I recommend card stock .
3. The flip book is already in landscape format. There is no need to change any printer settings.
4. Cut each page along the dashed guideline.
5. Stack in order and line up neatly .
6. Fasten them all together with staples in each corner....OR 3 hole punch and place in a binder (recommended).




RACE

The Writing Strategy

Answering the Constructed

Response Question



COVER PAGE



only CUT ALONG DASHED GUIDE LINE

Restate or to Reword the Question (the "R" in "RACE")

Reword the question means that you are to restate the question and make it into a statement as a part of the answer you provide.

If you were to be asked "What color is the sky?", you would not simply answer "blue" - instead, the correct answer would be "The color of the sky is blue," or words to that effect.

Re-read the passage at least once, then re-read the question carefully to decide all the parts it is asking for. Mark the key words in the question. The key words are the verb or verbs, any character names, and key literary terms.

When responding to a specific question, be sure your idea restates the question.

Writing Prompt: _____

(Underline the important words you need to use to restate the prompt.)

Restate the prompt: _____

RESTATE



CUT ALONG DASHED GUIDE LINE

Answering the Question (the "A" in "RACE")

In order to answer the question, you need to understand what you are being asked, and then make sure you provide the answer to that specific question.

The answer, as in the example above, may come in the first sentence as you reword the question into a statement, but in an essay question you will then need to show how you arrived at your answer.

Sentence starters

- "I think..." _____
- "I believe..." _____

- Use the same terms in the question for the first sentence of your paragraph answer! Make sure you include all parts of the question in your answer

Assert your answer: _____

_____.

ANSWER



CUT ALONG DASHED GUIDE LINE

Citing Evidence (the "C" in "RACE")

As the constructed response question is meant to show how well you comprehended and were able to draw inferences from the essay prompt, it is essential that you give examples from the prompt to show how they support your answer.

If the prompt is a story you read about a boy named Joe who loves to ski, and the question is "Does Joe like the winter?", you could answer "Joe likes the winter because the story tells us that he loves skiing and skiing is a winter sport."

In your essay you could go on to provide specific details that tell you how much he enjoys skiing (and, by extension, winter), such as quoting a line that says "Joe enjoyed the feel of the icy-cold air on his cheeks."

- Cite what in the text led you to that idea: Give supporting evidence from the text
- If you are directly quoting from a text, you must use quotation marks.


Sentence starters

- In the first paragraph, _____ the author says...
- The text states...
- The text describes...
- For example...
- The author explains...
- Early in the text, the author...
- For instance...

Explain the Evidence: Explain how the quote(s) or paraphrase(s) you pointed out support your idea.

- This shows...
- This is because...
- This means...
- This reveals...
- This illustrates...
- This highlights the difference between...

CITE



CUT ALONG DASHED GUIDE LINE

Explaining the Answer (the "E" in "RACE")

In addition to the evidence you've cited from the prompt, you will need to supply your own reasoning for why you think your answer is correct.

Make sure you EXPLAIN each item with a concrete detail—something specific!

Question asks the writer to...	How to The Writer should answer...	The writer should organize...
Analyze	Separate into its parts	An ordered list framework containing steps
Compare	Examine, noting the similarities and differences	Venn Diagram to show differences of each with likeness in the center
Contrast	Examine, noting the differences only	T- chart to contrast left to right
Define	State a precise meaning	An ordered list
Discuss	Present background information with supporting or descriptive details	T chart with important factors on left, details on right
Describe	Convey an idea	Semantic web, subject in the middle, surrounded by numbered qualities
Evaluate	Place judgment, but support using details	T chart listing pros next to cons

EXPLAIN